

April 2025 Mobile Safety App Update

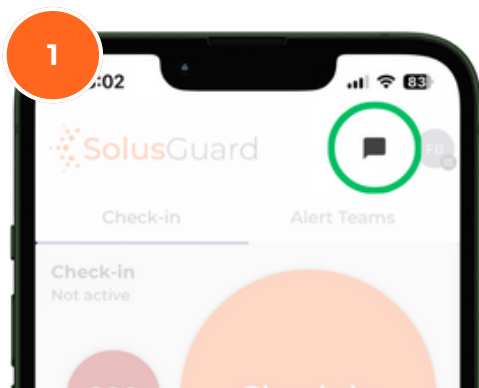
New Feature: SolusGuard Messaging Centre

We are excited to bring to you “SolusGuard Messaging”. This is an enhanced communications platform meant to expand chat flexibility between SolusGuard users within your organization.

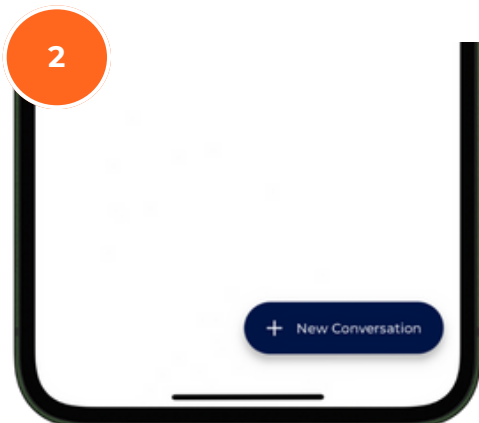
SolusGuard messaging gives SolusGuard users the ability to:

1. Have 1-on-1 conversations with any other SolusGuard user within your organization.
2. Have group conversations with other SolusGuard users within your organization, not just the members of their Safety Team.
3. Utilize the satellite extender to have a more expansive and flexible connection to team members, even while completely off the grid.

Here's how to use the new messaging centre feature:



To access SolusGuard Messaging, tap the conversation button in the top right corner

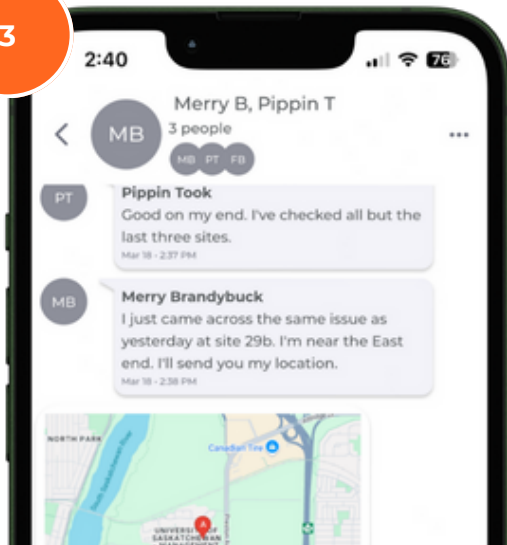


Once in the messaging area, tap (+ new conversation) near the bottom to start a new conversation.

From here, select one or more names and then tap “start” to begin messaging.

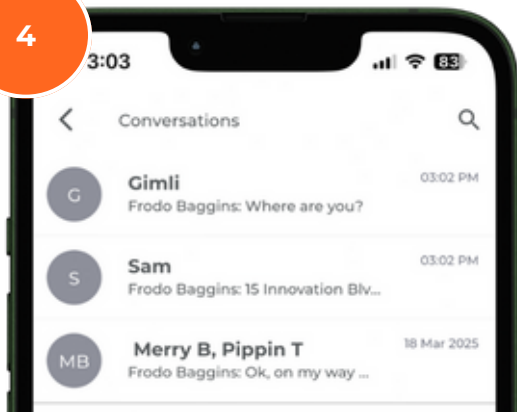
Note: If you don't see the name of the person you want to message, use the directory to find other SolusGuard users in your organization to chat with.

3



Now that you've created a new conversation, you can begin sending text messages or share your GPS location. Messages will be sent and received whether you are using a cellular, wifi or satellite connection.

4



Navigate back to the message centre at anytime to switch between your conversations or start another conversation.

For additional support using SolusGuard, visit our knowledgebase at help.solusguard.com. If you have questions, contact our support team at 1-888-651-6510 or tech@solusguard.com.